

Report: Custom Performance Report**Report Generated by** Taskstream**Report Format:** Student Teaching Assessment on Student Learning**DRF Template(s):** Seminar in Student Teaching Assessments 12**Program(s):** Seminar in Student Teaching S13**Date Range:** Evaluations completed between: 03/01/2013 - 06/01/2013**# Authors:** 110 Authors matched search criteria**Report Generated:** Thursday, December 05, 2013**Graduate Level Teacher Preparation Elementary Program**

Rubric Criteria	Authors evaluated	Results for Group	Graph (avg. for group) 0% 20% 40% 60% 80% 100%	Distribution of scores					
				Score	0	1	2		
Document scaffolding for the development of children's thinking and problem solving over time 3.3 Folio Area: Elementary Education: GLTP 570 Case Study DRF Template: Seminar in Student Teaching Assessments 12	19 of 110 (17.27%)	Avg. =1.74/2 (86.84%) Median =2.00 Std. Dev. =0.45		Count/%	0 0%	5 26.32%	14 73.68%		
Address students' individual learning needs 3.2 Folio Area: Elementary Education: GLTP 570 Case Study DRF Template: Seminar in Student Teaching Assessments 12	19 of 110 (17.27%)	Avg. =1.79/2 (89.47%) Median =2.00 Std. Dev. =0.42		Count/%	0 0%	4 21.05%	15 78.95%		
Active engagement and motivation of students 3.4 Folio Area: Elementary Education: GLTP 570 Case Study DRF Template: Seminar in Student Teaching Assessments 12	19 of 110 (17.27%)	Avg. =1.84/2 (92.11%) Median =2.00 Std. Dev. =0.37		Count/%	0 0%	3 15.79%	16 84.21%		
Communication & collaboration 3.5 Folio Area: Elementary Education: GLTP 570 Case Study	19 of 110 (17.27%)	Avg. =1.84/2 (92.11%) Median =2.00 Std. Dev. =0.37		Count/%	0 0%	3 15.79%	16 84.21%		

DRF Template: Seminar in Student Teaching Assessments 12										
Formative assessment of student learning 4.0 Folio Area: Elementary Education: GLTP 570 Case Study DRF Template: Seminar in Student Teaching Assessments 12	19 of 110 (17.27%)	Avg. =1.74/2 (86.84%) Median =2.00 Std. Dev. =0.45		Score	0	1	2			
				Count/%	0 0%	5 26.32%	14 73.68%			
Average of 5 Criterion Averages		1.79/2 (89.47%)								

Graduate Level Teacher Preparation English Education Program

Rubric Criteria	Authors evaluated	Results for Group	Graph (avg. for group) 0% 20% 40% 60% 80% 100%	Distribution of scores					
				Score	0	1	2		
ELA 2.1 Create and sustain an inclusive and supportive learning environment in which all students can engage in learning. Folio Area: English Education: GLTP 570 Case Study DRF Template: Seminar in Student Teaching Assessments 12	3 of 110 (2.73%)	Avg. =2.00/2 (100.00%) Median =2.00 Std. Dev. =0.00		Count/%	0 0%	0 0%	3 100%		
ELA 2.2 Use ELA extensively and creatively to help students become more familiar with their own and others' cultures. Folio Area: English Education: GLTP 570 Case Study DRF Template: Seminar in Student Teaching Assessments 12	3 of 110 (2.73%)	Avg. =2.00/2 (100.00%) Median =2.00 Std. Dev. =0.00		Count/%	0 0%	0 0%	3 100%		
ELA 2.3 Use the results of reflective practice not only to adapt instruction and behavior to assist all students to learn but also to design a well-conceived plan for professional development that features collaboration with the academic community, professional organizations, and	3 of 110 (2.73%)	Avg. =2.00/2 (100.00%) Median =2.00 Std. Dev. =0.00		Count/%	0 0%	0 0%	3 100%		

https://folio.taskstream.com/Folio/modreports/customrubric/rep_rubricperformancegraph.asp?qyz=Blt3YkQga612COSGa1B&curPos=0&GM=1&r=rep_rubricperformancegraph&Print=1&export=1

Averages



(100.00%)

Graduate Level Teacher Preparation ESL Program

Rubric Criteria	Authors evaluated	Results for Group	Graph (avg. for group) 0% 20% 40% 60% 80% 100%	Distribution of scores							
				Score	1		2		3		
ACTFL 5a Formative and summative assessment models Folio Area: ESL Education: GLTP 570 Bridging Theory into Practice-Assessment Tools DRF Template: Seminar in Student Teaching Assessments 12	0 of 110 (0%)										
				Count/%	0	0%	0	0%	0	0%	
ACTFL 5a Assessment in all three modes of communication Folio Area: ESL Education: GLTP 570 Bridging Theory into Practice-Assessment Tools DRF Template: Seminar in Student Teaching Assessments 12	0 of 110 (0%)										
				Count/%	0	0%	0	0%	0	0%	
ACTFL 5a Cultural perspectives Folio Area: ESL Education: GLTP 570 Bridging Theory into Practice-Assessment Tools DRF Template: Seminar in Student Teaching Assessments 12	0 of 110 (0%)										
				Count/%	0	0%	0	0%	0	0%	
ACTFL 5a Dispositions toward global assessments Folio Area: ESL Education: GLTP 570 Bridging Theory into Practice-Assessment Tools DRF Template: Seminar in Student Teaching Assessments 12	0 of 110 (0%)										
				Count/%	0	0%	0	0%	0	0%	
ACTFL 5b Reflection Folio Area: ESL Education: GLTP 570 Bridging Theory into Practice-Assessment Tools DRF Template: Seminar in Student Teaching Assessments 12	0 of 110 (0%)										
				Count/%	0	0%	0	0%	0	0%	






ACTFL 5b Dispositions for incorporating and reflecting on assessment Folio Area: ESL Education: GLTP 570 Bridging Theory into Practice-Assessment Tools DRF Template: Seminar in Student Teaching Assessments 12	0 of 110 (0%)		<div></div>	Score	1		2		3	
				Count/%	0	0%	0	0%	0	0%
ACTFL 5c Interpreting and reporting progress to students Folio Area: ESL Education: GLTP 570 Bridging Theory into Practice-Assessment Tools DRF Template: Seminar in Student Teaching Assessments 12	0 of 110 (0%)		<div></div>	Score	1		2		3	
				Count/%	0	0%	0	0%	0	0%
Average of 0 Criterion Averages *there was no data for 7 criterion averages		N/A	<div></div>							

Graduate Level Teacher Preparation Mathematics Program






Rubric Criteria	Authors evaluated	Results for Group	Graph (avg. for group)		Distribution of scores							
			0%	20% 40% 60% 80% 100%	Score		0		1		2	
NCTM 16.3 Analysis of student math achievement Folio Area: Math Education: GLTP 570 Bridging Theory into Practice- Analysis of student math achievement DRF Template: Seminar in Student Teaching Assessments 12	2 of 110 (1.82%)	Avg. =2.00/2 (100.00%) Median =2.00 Std. Dev. =0.00			Count/%		0	0%	0	0%	2	100%
Average of 1 Criterion Average		2.00/2 (100.00%)										

Graduate Level Teacher Preparation Science Education Program




Rubric Criteria	Authors evaluated	Results for Group	Graph (avg. for group)						Distribution of scores			
			0%	20%	40%	60%	80%	100%				

NSTA 1a Students' achievement of desired major science concepts, principles, theories, laws and interrelationships of the target field(s) of science Folio Area: Science Education: GLTP 570 Case Study DRF Template: Seminar in Student Teaching Assessments 12	4 of 110 (3.64%)	Avg. =1.50/2 (75.00%) Median =1.50 Std. Dev. =0.58		Score	0	1	2
				Count/%	0 0%	2 50%	2 50%
NSTA 2c Engage students successfully in studies of the nature of science including, when possible, the critical analysis of false or doubtful assertions made in the name of science. Folio Area: Science Education: GLTP 570 Case Study DRF Template: Seminar in Student Teaching Assessments 12	4 of 110 (3.64%)	Avg. =1.50/2 (75.00%) Median =1.50 Std. Dev. =0.58		Score	0	1	2
				Count/%	0 0%	2 50%	2 50%
NSTA 3b Engages students effectively in the scientific inquiry and investigations Folio Area: Science Education: GLTP 570 Case Study DRF Template: Seminar in Student Teaching Assessments 12	4 of 110 (3.64%)	Avg. =1.50/2 (75.00%) Median =1.50 Std. Dev. =0.58		Score	0	1	2
				Count/%	0 0%	2 50%	2 50%
NSTA 4b Engages students successfully in the analysis of problems, including costs, and benefits of alternative solutions; relating these to knowledge, goals and values of the students Folio Area: Science Education: GLTP 570 Case Study DRF Template: Seminar in Student Teaching Assessments 12	4 of 110 (3.64%)	Avg. =1.50/2 (75.00%) Median =1.50 Std. Dev. =0.58		Score	0	1	2
				Count/%	0 0%	2 50%	2 50%
Average of 4 Criterion Averages		1.50/2 (75.00%)					



Graduate Level Teacher Preparation Social Studies Education Program

Rubric Criteria	Authors evaluated	Results for Group	Graph (avg. for group) 0% 20% 40% 60% 80% 100%	Distribution of scores						
				Score	0	1	2			
NCSS 3.1 a Student Knowledge Data Sources/Data Collection for Pre-Assessment Folio Area: Social Studies Education: GLTP 570 Bridging Theory into Practice- Pre Test DRF Template: Seminar in Student Teaching Assessments 12	2 of 110 (1.82%)	Avg. =1.50/2 (75.00%) Median =1.50 Std. Dev. =0.71		Score	0	1	2			
				Count/%	0 0%	1 50%	1 50%			
NCSS 3.1 b Student Knowledge Data Analysis Folio Area: Social Studies Education: GLTP 570 Bridging Theory into Practice- Pre Test DRF Template: Seminar in Student Teaching Assessments 12	2 of 110 (1.82%)	Avg. =1.50/2 (75.00%) Median =1.50 Std. Dev. =0.71		Score	0	1	2			
				Count/%	0 0%	1 50%	1 50%			
NCSS 3.1 b, d Recommendations for Instruction from analysis of data Folio Area: Social Studies Education: GLTP 570 Bridging Theory into Practice- Pre Test DRF Template: Seminar in Student Teaching Assessments 12	2 of 110 (1.82%)	Avg. =1.50/2 (75.00%) Median =1.50 Std. Dev. =0.71		Score	0	1	2			
				Count/%	0 0%	1 50%	1 50%			
NCSS 1.1 Culture and Cultural Diversity Folio Area: Social Studies Education: GLTP 570 Bridging Theory into Practice- Pre Test DRF Template: Seminar in Student Teaching Assessments 12	2 of 110 (1.82%)	Avg. =1.50/2 (75.00%) Median =1.50 Std. Dev. =0.71		Score	0	1	2			
				Count/%	0 0%	1 50%	1 50%			
NCSS 1.2 Time, Continuity, and Change Folio Area: Social Studies Education: GLTP 570 Bridging Theory into Practice- Pre Test DRF Template: Seminar in Student Teaching Assessments 12	2 of 110 (1.82%)	Avg. =1.50/2 (75.00%) Median =1.50 Std. Dev. =0.71		Score	0	1	2			
				Count/%	0 0%	1 50%	1 50%			

NCSS 1.3 People, Places, and Environments Folio Area: Social Studies Education: GLTP 570 Bridging Theory into Practice- Pre Test DRF Template: Seminar in Student Teaching Assessments 12	2 of 110 (1.82%)	Avg. =1.00/2 (50.00%) Median =1.00 Std. Dev. =0.00		Score	0		1		2	
				Count/%	0	0%	2	100%	0	0%
NCSS 1.4 Individual Development and Identity Folio Area: Social Studies Education: GLTP 570 Bridging Theory into Practice- Pre Test DRF Template: Seminar in Student Teaching Assessments 12	2 of 110 (1.82%)	Avg. =1.00/2 (50.00%) Median =1.00 Std. Dev. =0.00		Score	0		1		2	
				Count/%	0	0%	2	100%	0	0%
NCSS 1.5 Individual, Groups, and Institutions Folio Area: Social Studies Education: GLTP 570 Bridging Theory into Practice- Pre Test DRF Template: Seminar in Student Teaching Assessments 12	2 of 110 (1.82%)	Avg. =1.50/2 (75.00%) Median =1.50 Std. Dev. =0.71		Score	0		1		2	
				Count/%	0	0%	1	50%	1	50%
NCSS 1.6 Power, Authority, and Governance Folio Area: Social Studies Education: GLTP 570 Bridging Theory into Practice- Pre Test DRF Template: Seminar in Student Teaching Assessments 12	2 of 110 (1.82%)	Avg. =1.50/2 (75.00%) Median =1.50 Std. Dev. =0.71		Score	0		1		2	
				Count/%	0	0%	1	50%	1	50%
NCSS 1.7 Production, Distribution, and Consumption Folio Area: Social Studies Education: GLTP 570 Bridging Theory into Practice- Pre Test DRF Template: Seminar in Student Teaching Assessments 12	2 of 110 (1.82%)	Avg. =1.00/2 (50.00%) Median =1.00 Std. Dev. =0.00		Score	0		1		2	
				Count/%	0	0%	2	100%	0	0%
NCSS 1.8 Science, Technology, and Society Folio Area: Social Studies	2 of 110 (1.82%)	Avg. =1.50/2 (75.00%) Median =1.50		Score	0		1		2	
				Count/%	0	0%	1	50%	1	50%

Education: GLTP 570 Bridging Theory into Practice- Pre Test DRF Template: Seminar in Student Teaching Assessments 12		Std. Dev. =0.71									
NCSS 1.9 Global Connections Folio Area: Social Studies Education: GLTP 570 Bridging Theory into Practice- Pre Test DRF Template: Seminar in Student Teaching Assessments 12	2 of 110 (1.82%)	Avg. =1.00/2 (50.00%) Median =1.00 Std. Dev. =0.00		Score	0	1	2				
				Count/%	0 0%	2 100%	0 0%				
NCSS 1.10 Civic Ideals and Practices Folio Area: Social Studies Education: GLTP 570 Bridging Theory into Practice- Pre Test DRF Template: Seminar in Student Teaching Assessments 12	2 of 110 (1.82%)	Avg. =1.50/2 (75.00%) Median =1.50 Std. Dev. =0.71		Score	0	1	2				
				Count/%	0 0%	1 50%	1 50%				
Average of 13 Criterion Averages		1.35/2 (67.31%)									

Graduate Level Teacher Preparation World Languages Program

Rubric Criteria	Authors evaluated	Results for Group	Graph (avg. for group) 0% 20% 40% 60% 80% 100%	Distribution of scores							
				Score	1	2	3				
ACTFL 5a Formative and summative assessment models Folio Area: World Languages Education: GLTP 570 Bridging Theory into Practice- Assessment Tools DRF Template: Seminar in Student Teaching Assessments 12	0 of 110 (0%)			Count/%	0 0%	0 0%	0 0%				
ACTFL 5a Assessment in all three modes of communication Folio Area: World Languages Education: GLTP 570 Bridging Theory into Practice- Assessment Tools DRF Template: Seminar in	0 of 110 (0%)			Score	1	2	3				
				Count/%	0 0%	0 0%	0 0%				

Student Teaching Assessments 12											
ACTFL 5a Cultural perspectives Folio Area: World Languages Education: GLTP 570 Bridging Theory into Practice- Assessment Tools DRF Template: Seminar in Student Teaching Assessments 12	0 of 110 (0%)			Score	1		2		3		
				Count/%	0	0%	0	0%	0	0%	
ACTFL 5a Dispositions toward global assessments Folio Area: World Languages Education: GLTP 570 Bridging Theory into Practice- Assessment Tools DRF Template: Seminar in Student Teaching Assessments 12	0 of 110 (0%)			Score	1		2		3		
				Count/%	0	0%	0	0%	0	0%	
ACTFL 5b Reflection Folio Area: World Languages Education: GLTP 570 Bridging Theory into Practice- Assessment Tools DRF Template: Seminar in Student Teaching Assessments 12	0 of 110 (0%)			Score	1		2		3		
				Count/%	0	0%	0	0%	0	0%	
ACTFL 5b Dispositions for incorporating and reflecting on assessment Folio Area: World Languages Education: GLTP 570 Bridging Theory into Practice- Assessment Tools DRF Template: Seminar in Student Teaching Assessments 12	0 of 110 (0%)			Score	1		2		3		
				Count/%	0	0%	0	0%	0	0%	
ACTFL 5c Interpreting and reporting progress to students Folio Area: World Languages Education: GLTP 570 Bridging Theory into Practice- Assessment Tools DRF Template: Seminar in	0 of 110 (0%)			Score	1		2		3		
				Count/%	0	0%	0	0%	0	0%	

Folio Area: Elementary Education: EDU 465 Case Study
DRF Template: Seminar in Student Teaching Assessments 12

Median=2.00
Std. Dev.=0.44



Average of 5 Criterion Averages

1.78/2
(89.00%)







Undergraduate English Education Program

Rubric Criteria	Authors evaluated	Results for Group	Graph (avg. for group) 0% 20% 40% 60% 80% 100%	Distribution of scores						
ELA 2.1 Create and sustain an inclusive and supportive learning environment in which all students can engage in learning. Folio Area: English Education: EDU 465 Case Study DRF Template: Seminar in Student Teaching Assessments 12	6 of 110 (5.45%)	Avg. =1.83/2 (91.67%) Median =2.00 Std. Dev. =0.41		Score	0		1		2	
				Count/%	0	0%	1	16.67%	5	83.33%
ELA 2.2 Use ELA extensively and creatively to help students become more familiar with their own and others’ cultures. Folio Area: English Education: EDU 465 Case Study DRF Template: Seminar in Student Teaching Assessments 12	6 of 110 (5.45%)	Avg. =1.33/2 (66.67%) Median =1.25 Std. Dev. =0.61		Score	0		1		2	
				Count/%	0	0%	3	50%	3	50%
ELA 2.3 Use the results of reflective practice not only to adapt instruction and behavior to assist all students to learn but also to design a well-conceived plan for professional development that features collaboration with the academic community, professional organizations, and others. Folio Area: English Education: EDU 465 Case Study DRF Template: Seminar in Student Teaching Assessments 12	6 of 110 (5.45%)	Avg. =1.58/2 (79.17%) Median =2.00 Std. Dev. =0.66		Score	0		1		2	
				Count/%	0	0%	2	33.33%	4	66.67%

12													
ELA 2.4 Design and implement instruction and assessment that assist students in developing habits of critical thinking. Folio Area: English Education: EDU 465 Case Study DRF Template: Seminar in Student Teaching Assessments 12	6 of 110 (5.45%)	Avg. =1.50/2 (75.00%) Median =1.50 Std. Dev. =0.55	<div><div></div></div>	Score	0		1		2				
				Count/%	0	0%	3	50%	3	50%			
ELA 2.5 Make meaningful and creative connections between the ELA curriculum and developments in culture, society, and education. Folio Area: English Education: EDU 465 Case Study DRF Template: Seminar in Student Teaching Assessments 12	6 of 110 (5.45%)	Avg. =1.58/2 (79.17%) Median =2.00 Std. Dev. =0.66	<div><div></div></div>	Score	0		1		2				
				Count/%	0	0%	2	33.33%	4	66.67%			
ELA 2.6 Plan and carry out frequent and extended learning experiences that integrate arts and humanities into the daily learning of their students. Folio Area: English Education: EDU 465 Case Study DRF Template: Seminar in Student Teaching Assessments 12	6 of 110 (5.45%)	Avg. =1.67/2 (83.33%) Median =2.00 Std. Dev. =0.52	<div><div></div></div>	Score	0		1		2				
				Count/%	0	0%	2	33.33%	4	66.67%			
ELA 4.10 Integrate formative assessment consistently into instruction. Folio Area: English Education: EDU 465 Case Study DRF Template: Seminar in Student Teaching Assessments 12	6 of 110 (5.45%)	Avg. =1.42/2 (70.83%) Median =1.75 Std. Dev. =0.74	<div><div></div></div>	Score	0		1		2				
				Count/%	0	0%	2	33.33%	4	66.67%			
Average of 7 Criterion Averages			<div><div></div></div>										



Undergraduate ESL Education Program

Rubric Criteria	Authors evaluated	Results for Group	Graph (avg. for group)						Distribution of scores
			0%	20%	40%	60%	80%	100%	

ACTFL 5a Formative and summative assessment models Folio Area: ESL Education: EDU 465 Bridging Theory into Practice-Assessment Tools DRF Template: Seminar in Student Teaching Assessments 12	1 of 110 (0.91%)	Avg. =2.00/3 (66.67%) Median =2.00 Std. Dev. =0.00		Score	1	2	3	
				Count/%	0 0%	1 100%	0 0%	
ACTFL 5a Assessment in all three modes of communication Folio Area: ESL Education: EDU 465 Bridging Theory into Practice-Assessment Tools DRF Template: Seminar in Student Teaching Assessments 12	1 of 110 (0.91%)	Avg. =2.00/3 (66.67%) Median =2.00 Std. Dev. =0.00		Score	1	2	3	
				Count/%	0 0%	1 100%	0 0%	
ACTFL 5a Cultural perspectives Folio Area: ESL Education: EDU 465 Bridging Theory into Practice-Assessment Tools DRF Template: Seminar in Student Teaching Assessments 12	1 of 110 (0.91%)	Avg. =2.00/3 (66.67%) Median =2.00 Std. Dev. =0.00		Score	1	2	3	
				Count/%	0 0%	1 100%	0 0%	
ACTFL 5a Dispositions toward global assessments Folio Area: ESL Education: EDU 465 Bridging Theory into Practice-Assessment Tools DRF Template: Seminar in Student Teaching Assessments 12	1 of 110 (0.91%)	Avg. =2.00/3 (66.67%) Median =2.00 Std. Dev. =0.00		Score	1	2	3	
				Count/%	0 0%	1 100%	0 0%	
ACTFL 5b Reflection Folio Area: ESL Education: EDU 465 Bridging Theory into Practice-Assessment Tools DRF Template: Seminar in Student Teaching Assessments 12	1 of 110 (0.91%)	Avg. =2.00/3 (66.67%) Median =2.00 Std. Dev. =0.00		Score	1	2	3	
				Count/%	0 0%	1 100%	0 0%	
ACTFL 5b Dispositions for incorporating and reflecting on assessment Folio Area: ESL Education: EDU 465 Bridging Theory into Practice-Assessment Tools	1 of 110 (0.91%)	Avg. =2.00/3 (66.67%) Median =2.00 Std. Dev. =0.00		Score	1	2	3	
				Count/%	0 0%	1 100%	0 0%	

Assessment Tools				Assessment Results					
DRF Template: Seminar in Student Teaching Assessments 12									
ACTFL 5c Interpreting and reporting progress to students Folio Area: ESL Education: EDU 465 Bridging Theory into Practice-Assessment Tools DRF Template: Seminar in Student Teaching Assessments 12	1 of 110 (0.91%)	Avg. =2.00/3 (66.67%) Median =2.00 Std. Dev. =0.00		Score Count/%	1 0 0%	2 1 100%	3 0 0%		
Average of 7 Criterion Averages		2.00 /3 (66.67%)							

Undergraduate Mathematics Education Program

Rubric Criteria	Authors evaluated	Results for Group	Graph (avg. for group)		Distribution of scores							
			0%	20% 40% 60% 80% 100%	Score		0		1		2	
NCTM 16.3 Analysis of student math achievement Folio Area: Math Education: EDU 465 Bridging Theory into Practice-Analysis of student math achievement DRF Template: Seminar in Student Teaching Assessments 12	3 of 110 (2.73%)	Avg. =2.00/2 (100.00%) Median =2.00 Std. Dev. =0.00			Count/%		0	0%	0	0%	3	100%
Average of 1 Criterion Average		2.00/2 (100.00%)										

Undergraduate Science Education Program






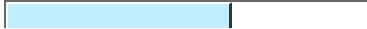
Rubric Criteria	Authors evaluated	Results for Group	Graph (avg. for group)						Distribution of scores							
			0%	20%	40%	60%	80%	100%	Score		0		1		2	
NSTA 1a Students' achievement of desired major science concepts, principles, theories, laws and interrelationships of the target field(s) of science Folio Area: Science Education: EDU 465 Case Study DRF Template: Seminar in	0 of 110 (0%)								Score		0		1		2	
									Count/%		0	0%	0	0%	0	0%

Student Teaching Assessments 12												
NSTA 2c Engage students successfully in studies of the nature of science including, when possible, the critical analysis of false or doubtful assertions made in the name of science. Folio Area: Science Education: EDU 465 Case Study DRF Template: Seminar in Student Teaching Assessments 12	0 of 110 (0%)				Score	0		1		2		
					Count/%	0	0%	0	0%	0	0%	
NSTA 3b Engages students effectively in the scientific inquiry and investigations Folio Area: Science Education: EDU 465 Case Study DRF Template: Seminar in Student Teaching Assessments 12	0 of 110 (0%)				Score	0		1		2		
					Count/%	0	0%	0	0%	0	0%	
NSTA 4b Engages students successfully in the analysis of problems, including costs, and benefits of alternative solutions; relating these to knowledge, goals and values of the students Folio Area: Science Education: EDU 465 Case Study DRF Template: Seminar in Student Teaching Assessments 12	0 of 110 (0%)				Score	0		1		2		
					Count/%	0	0%	0	0%	0	0%	
Average of 0 Criterion Averages *there was no data for 4 criterion averages		N/A										

Undergraduate Social Studies Education Program




Rubric Criteria	Authors evaluated	Results for Group	Graph (avg. for group)		Distribution of scores							
			0%	20%	40%	60%	80%	100%	Score	0		1
NCSS 3.1 a Student Knowledge Data Sources/Data Collection for Pre-Assessment	12 of 110 (10.91%)	Avg.=1.67/2 (83.33%) Median=2.00		<div><div></div></div>		Count/%	1	8.33%	2	16.67%	9	75%

NCSS 1.1 Culture and Cultural Diversity Folio Area: Social Studies Education: EDU 465 Bridging Theory into Practice- Pre Test DRF Template: Seminar in Student Teaching Assessments 12	12 of 110 (10.91%)	Avg. =1.83/2 (91.67%) Median =2.00 Std. Dev. =0.39	<div><div></div></div>	Score	0	1	2
				Count/%	0 0%	2 16.67%	10 83.33%
NCSS 1.2 Time, Continuity, and Change Folio Area: Social Studies Education: EDU 465 Bridging Theory into Practice- Pre Test DRF Template: Seminar in Student Teaching Assessments 12	12 of 110 (10.91%)	Avg. =2.00/2 (100.00%) Median =2.00 Std. Dev. =0.00	<div><div></div></div>	Score	0	1	2
				Count/%	0 0%	0 0%	12 100%
NCSS 1.3 People, Places, and Environments Folio Area: Social Studies Education: EDU 465 Bridging Theory into Practice- Pre Test	12 of 110 (10.91%)	Avg. =1.42/2 (70.83%) Median =1.00 Std. Dev. =0.51	<div><div></div></div>	Score	0	1	2
				Count/%	0 0%	7 58.33%	5 41.67%

DRF Template: Seminar in Student Teaching Assessments 12										
NCSS 1.4 Individual Development and Identity Folio Area: Social Studies Education: EDU 465 Bridging Theory into Practice- Pre Test DRF Template: Seminar in Student Teaching Assessments 12	12 of 110 (10.91%)	Avg. =1.33/2 (66.67%) Median =1.00 Std. Dev. =0.49		Score	0	1	2			
				Count/%	0 0%	8 66.67%	4 33.33%			
NCSS 1.5 Individual, Groups, and Institutions Folio Area: Social Studies Education: EDU 465 Bridging Theory into Practice- Pre Test DRF Template: Seminar in Student Teaching Assessments 12	12 of 110 (10.91%)	Avg. =1.92/2 (95.83%) Median =2.00 Std. Dev. =0.29		Score	0	1	2			
				Count/%	0 0%	1 8.33%	11 91.67%			
NCSS 1.6 Power, Authority, and Governance Folio Area: Social Studies Education: EDU 465 Bridging Theory into Practice- Pre Test DRF Template: Seminar in Student Teaching Assessments 12	12 of 110 (10.91%)	Avg. =1.92/2 (95.83%) Median =2.00 Std. Dev. =0.29		Score	0	1	2			
				Count/%	0 0%	1 8.33%	11 91.67%			
NCSS 1.7 Production, Distribution, and Consumption Folio Area: Social Studies Education: EDU 465 Bridging Theory into Practice- Pre Test DRF Template: Seminar in Student Teaching Assessments 12	12 of 110 (10.91%)	Avg. =1.50/2 (75.00%) Median =1.50 Std. Dev. =0.52		Score	0	1	2			
				Count/%	0 0%	6 50%	6 50%			
NCSS 1.8 Science, Technology, and Society Folio Area: Social Studies Education: EDU 465 Bridging Theory into Practice- Pre Test DRF Template: Seminar in Student Teaching Assessments 12	12 of 110 (10.91%)	Avg. =1.25/2 (62.50%) Median =1.00 Std. Dev. =0.45		Score	0	1	2			
				Count/%	0 0%	9 75%	3 25%			
NCSS 1.9 Global Connections	12 of 110	Avg. =1.25/2		Score	0	1	2			

NCSS 1.9 Global Connections Folio Area: Social Studies Education: EDU 465 Bridging Theory into Practice- Pre Test DRF Template: Seminar in Student Teaching Assessments 12	12 of 110 (10.91%)	Avg. =1.25/2 (62.50%) Median =1.00 Std. Dev. =0.45	<div><div></div></div>	<table><tr><th>Score</th><th>0</th><th>1</th><th>2</th></tr><tr><td>Count/%</td><td>0 0%</td><td>9 75%</td><td>3 25%</td></tr></table>	Score	0	1	2	Count/%	0 0%	9 75%	3 25%
Score	0	1	2									
Count/%	0 0%	9 75%	3 25%									
NCSS 1.10 Civic Ideals and Practices Folio Area: Social Studies Education: EDU 465 Bridging Theory into Practice- Pre Test DRF Template: Seminar in Student Teaching Assessments 12	12 of 110 (10.91%)	Avg. =2.00/2 (100.00%) Median =2.00 Std. Dev. =0.00	<div><div></div></div>	<table><tr><th>Score</th><th>0</th><th>1</th><th>2</th></tr><tr><td>Count/%</td><td>0 0%</td><td>0 0%</td><td>12 100%</td></tr></table>	Score	0	1	2	Count/%	0 0%	0 0%	12 100%
Score	0	1	2									
Count/%	0 0%	0 0%	12 100%									
Average of 13 Criterion Averages		1.63/2 (81.73%)	<div><div></div></div>									

Undergraduate World Languages Education Program

Rubric Criteria	Authors evaluated	Results for Group	Graph (avg. for group) 0% 20% 40% 60% 80% 100%	Distribution of scores							
				Score	1		2		3		
<p>ACTFL 5a Formative and summative assessment models</p> <p>Folio Area: World Languages Education: EDU 465 Bridging Theory into Practice- Assessment Tools</p> <p>DRF Template: Seminar in Student Teaching Assessments 12</p>	0 of 110 (0%)			Count/%	0	0%	0	0%	0	0%	
<p>ACTFL 5a Assessment in all three modes of communication</p> <p>Folio Area: World Languages Education: EDU 465 Bridging Theory into Practice- Assessment Tools</p> <p>DRF Template: Seminar in Student Teaching Assessments 12</p>	0 of 110 (0%)			Score	1		2		3		
				Count/%	0	0%	0	0%	0	0%	
<p>ACTFL 5a Cultural perspectives</p> <p>Folio Area: World Languages Education: EDU 465 Bridging Theory into Practice- Assessment</p>	0 of 110 (0%)			Score	1		2		3		
				Count/%	0	0%	0	0%	0	0%	

https://folio.taskstream.com/Folio/modereports/customrubric/rep_rubricperformancegraph.asp?qyz=Bl3YkQga612COSGa1B&curPos=0&GM=1&r=rep_rubricperformancegraph&Print=1&export=1

AVERAGE FOR ALL CRITERIA		80.04%	<div></div>	
--------------------------	--	--------	-------------	--